



# COMMUNITY LED LOCAL DEVELOPMENT IN BULGARIA


Stefan Spasov – Head of CLLD  
Department

23 October 2019


# Overall LEADER structure in Bulgaria 2014 – 2020 according to PA



**Leading Managing Authority**  
RDP Directorate 60 employees  
LEADER 10 employees



Central coordination Unit  
within the Council of Ministers




## Managing Authorities:

- Operational Program Innovations and Competitiveness
- Operational Program Environment
- Operational Program Human Resources
- Operational Program Science and Education for Smart Growth



**LAGs** ~100  
64 financed  
~ 200 employees

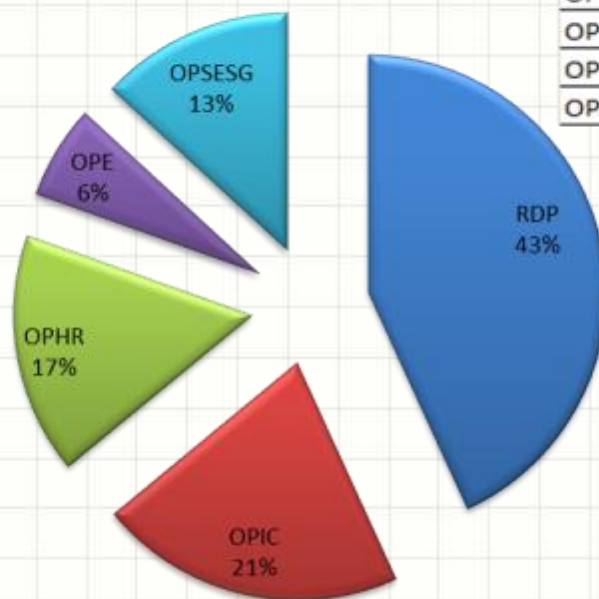


**Paying Agency**  
RDP Directorates ~250 employees  
LEADER 10 employees



# Multi-funded CLLD according to the Partnership Agreement

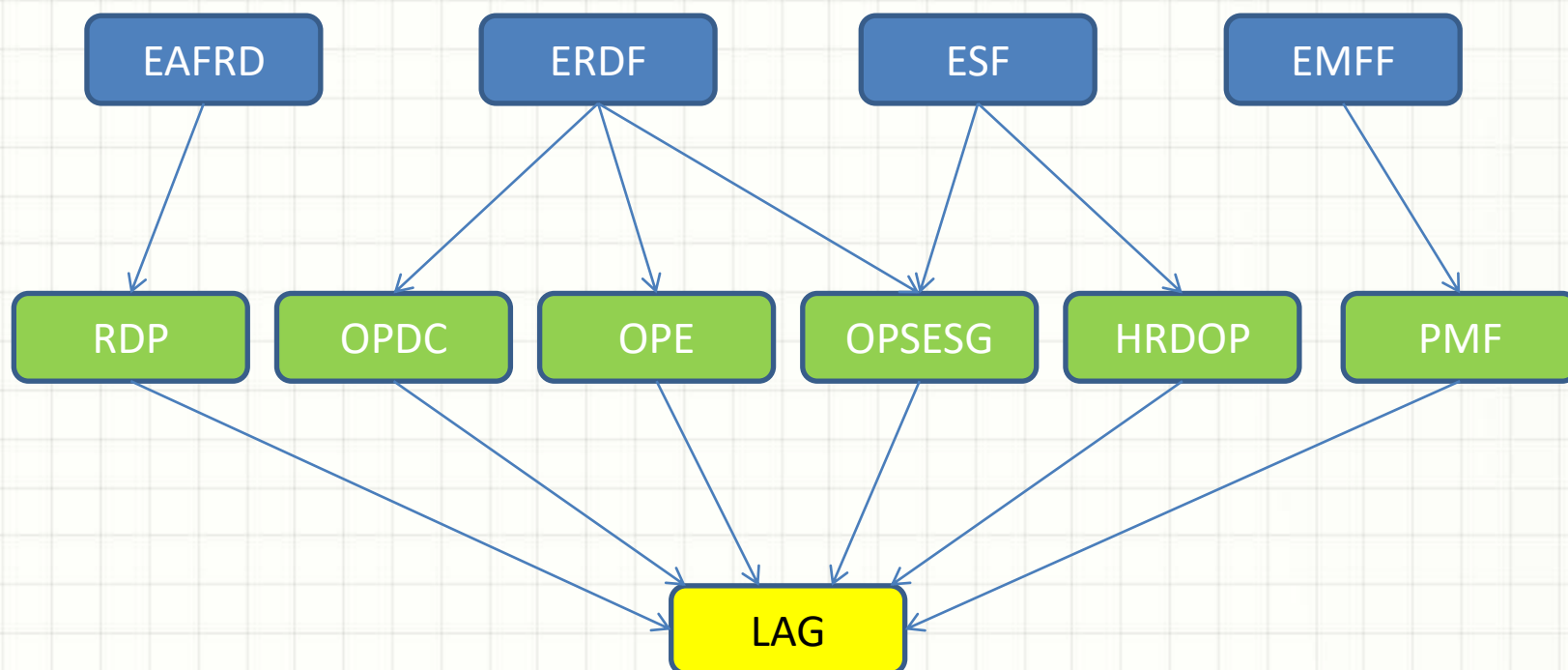
BUDGET ALL FUNDS – 304 MEUR



RDP	131,40
OPIC	63,50
OPHR	50,00
OPE	19,50
OPSESG	40,00

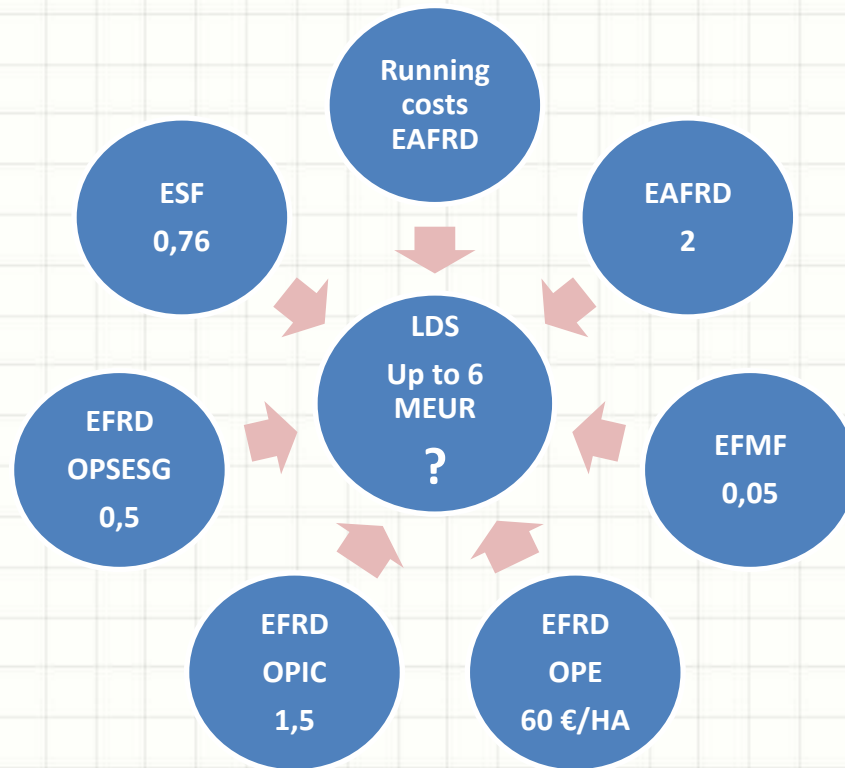


## Multi-funded CLLD according to the Partnership Agreement



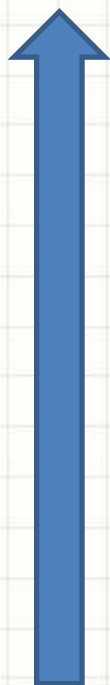
# Multi-funded CLLD

Budget of  
LDS in MEUR





# Multi-funded CLLD



LAG Svilengrad Areal	6 566 655 EUR
LAG Tundzha	4 367 149 EUR
LAG Pomorie	4 319 317 EUR

- 

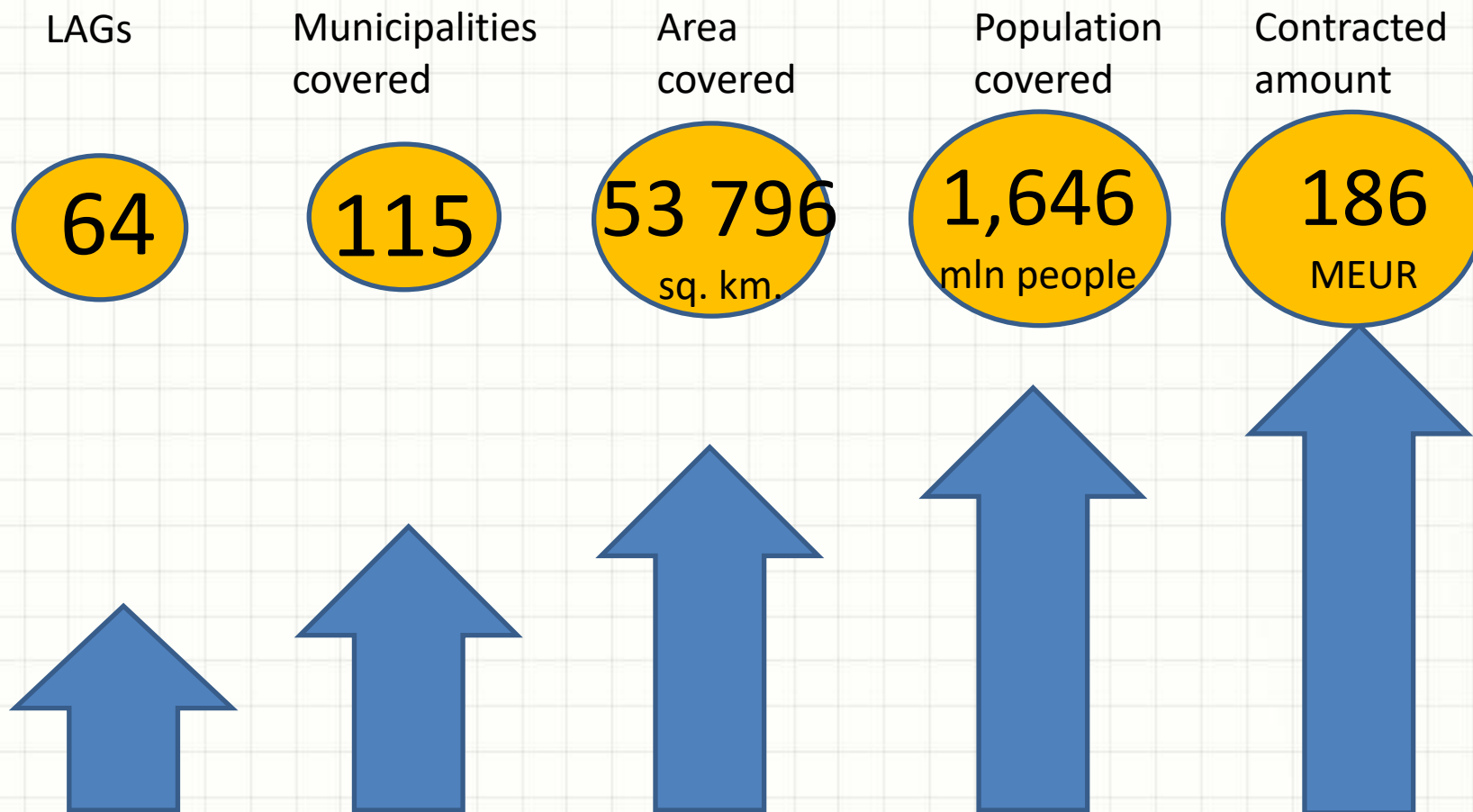
- 

LAG Slivnitsa Dragoman	1 331 424 EUR
------------------------	---------------

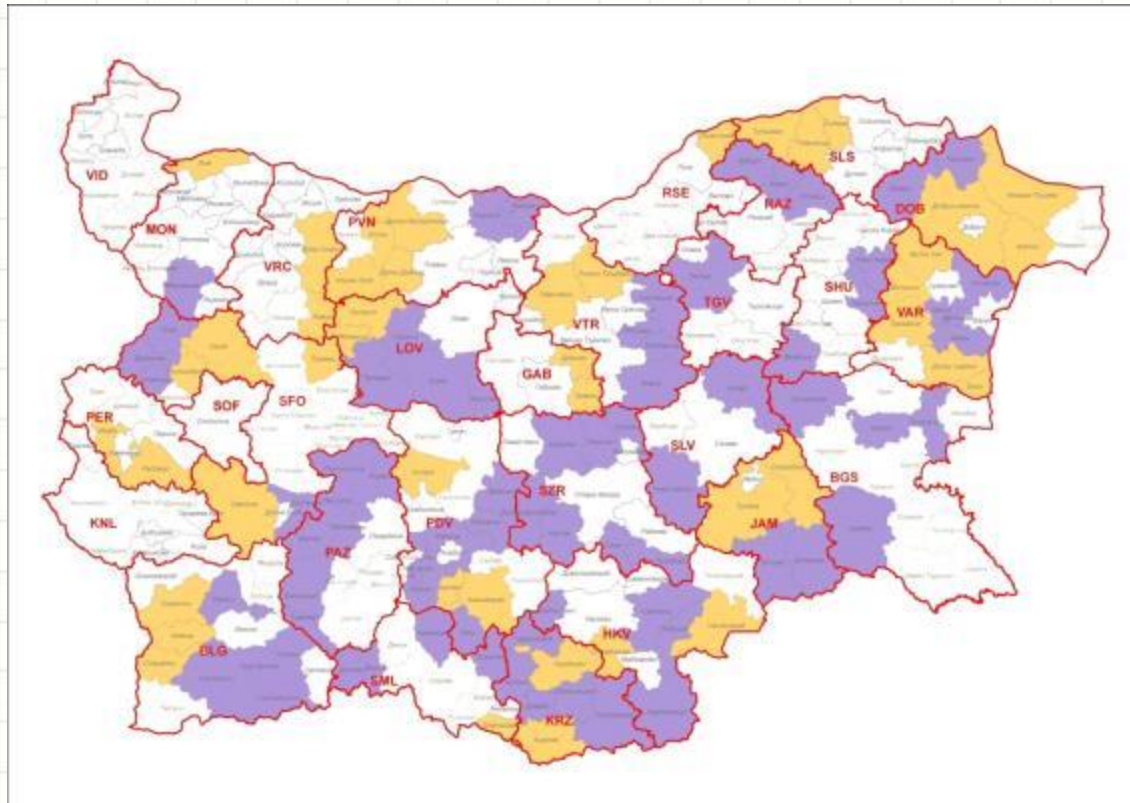
<b>Average per LAG</b>	<b>2 912 659 EUR</b>
------------------------	----------------------



## Implementation of LDSs 19.2

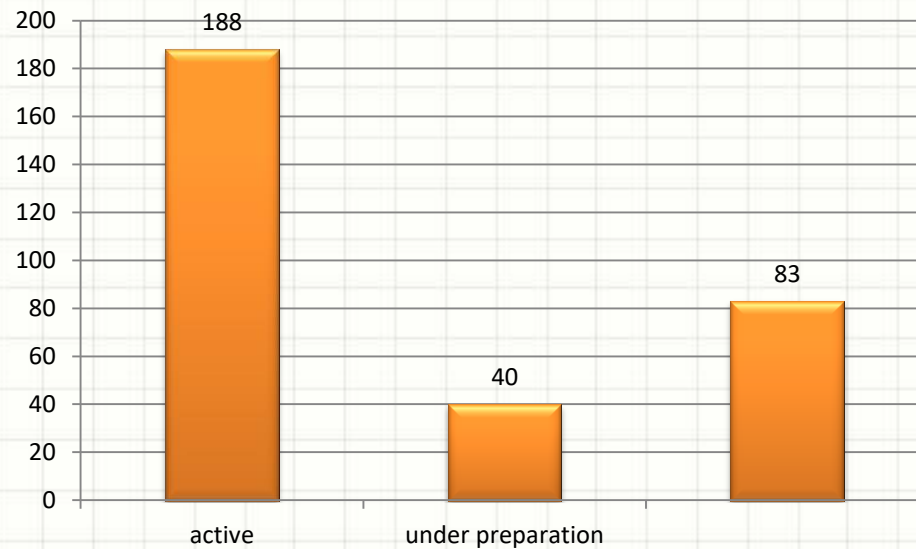


## Map of approved LAGs 2014 – 2020



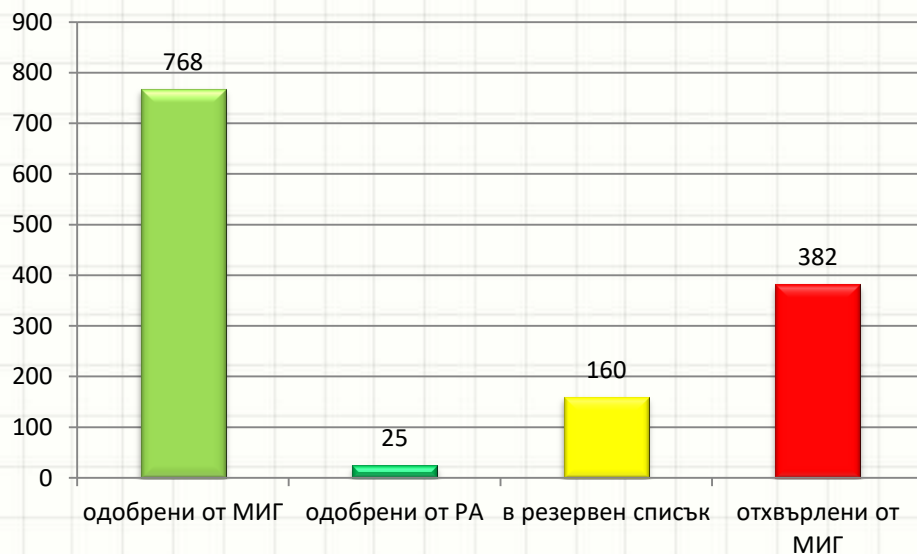


## Implementation of LDSs 19.2 RDP



Status of the procedures for project proposals

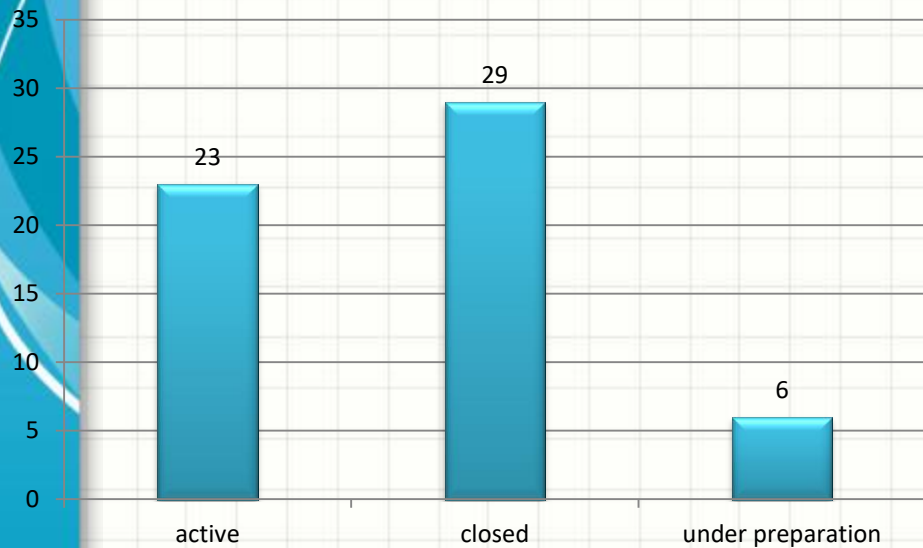
## Implementation of LDSs 19.2 RDP



Status of the projects proposals received in the PA

1. 244 procedures for projects selection were opened
2. 214 procedures submitted to PA for evaluation
3. 41 procedures approved by the PA
4. The financial support of all projects proposals submitted to the PA amounts at 240 540 093 EUR.
5. PA approved for contracting 25 projects proposals

## Implementation of LDSs 19.2 OPIC

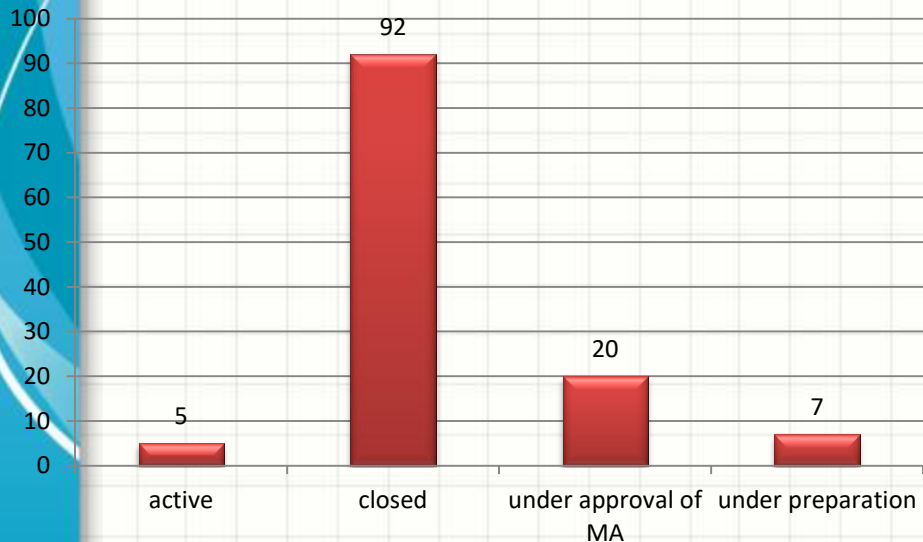


Status of the procedures for project proposals

### Activities implemented by the MA:

1. Signed 74 contracts with financial support amounting at 9 303 614 EUR
2. Implemented 6 contracts with financial support amounting at 702 112 EUR
3. Provision of daily information and methodological assistance to the LAGs
4. Participation of MA experts in each of the evaluation procedures carried out by LAGs as observers
5. Monitoring of LDSs implementation and coordination with other MAs and LAGs

## Implementation of LDSs 19.2 OPHRD



Status of the procedures for project proposals

### Activities implemented by the MA:

1. Total amount of the opened calls under OPHRD 17 917 408 EUR
2. Signed 80 contracts amounting at 4 248 887 EUR
2. Verified expenditures amounting at 640 459 EUR
3. Provision of daily information and methodological assistance to the LAGs

## Implementation of LDSs 19.2 OPE



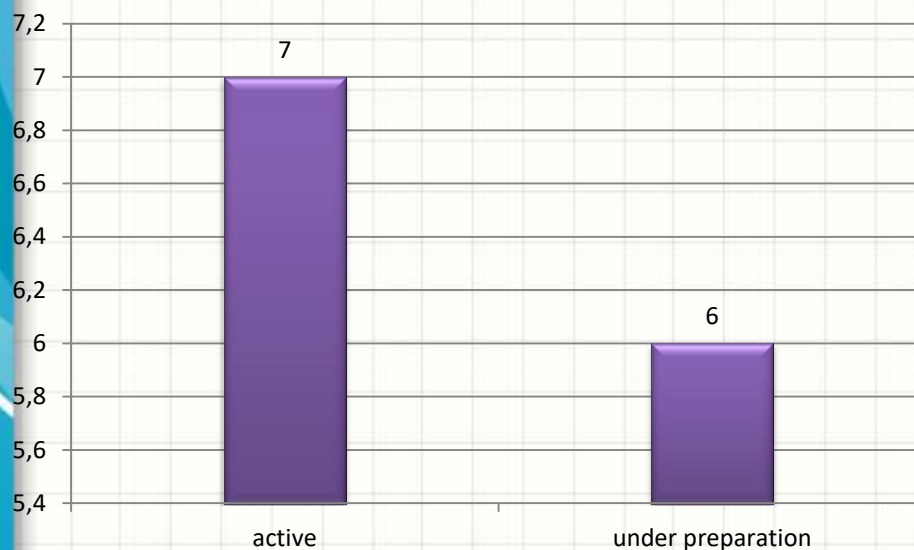
Status of the procedures for project proposals

Activities implemented by the MA:

1. Provision of daily information and methodological assistance to the LAGs
2. Monitoring of LDSs implementation and coordination with other Mas and LAGs



## Implementation of LDSs 19.2 OPSESG



Status of the procedures for project proposals

Activities implemented by the MA:

1. Actualization of the Guidelines for project selection – 3 time in 2019
2. Provision of daily information and methodological assistance to the LAGs
3. Training on evaluation of projects is foreseen for 7-8 October 2019
4. Monitoring of LDSs implementation and coordination with other Mas and LAGs

## Achievement of indicators for overall LDSs implementation

Number of indicators	1094	
Full or partial achievement of indicators	193	17,64%
LDSs with full or partial achievement of at least one indicator	39	60,94%
LDSs with no achievement of at least one indicator	25	39,06%

### Groups of overall indicators for LDSs implementation

Average achievement

Contracting and implementation of projects, supported beneficiaries	42,26%
Number of received and approved applications by LAGs	49,11%
Trainings, consultations, information campaigns implemented by LAGs	73,97%

## Sub-measure 19.3 Cooperation

Budget	6 500 000 EUR
Calls 2018 & 2019	2 022 599 EUR
Remained budget	4 477 400 EUR

13 contracts for preparatory activities – 298 130 EUR

3 approved projects for preparatory activities – 67 783 EUR

2 contracts for inter-territorial cooperation - 158 369 EUR

Available – 1 498 317 EUR



## Sub-measure 19.4 Running costs

- Budget of running costs per LAG – 500 000 EUR per LAGs with more than 15 000 inhabitants and 333 333 EUR per LAG with less than 15 000 inhabitants
- LAGs submit annual budgets for approval of the MA
- LAGs receive annual advanced payments up to 50% of the annual budget

Total contracted budget: 30 363 160 EUR

Reimbursed: 9 027 859 EUR

# Thank you for your attention!

---

**Ministry of Agriculture, Food and Forestry**

---

Stefan Spasov

[sspasov@mzh.government.bg](mailto:sspasov@mzh.government.bg)

